

QUARTERLY ACTIVITIES REPORT to June 30, 2025

Tambourah Metals Ltd (ASX:TMB) (“**Tambourah**”, or the “**Company**”) is pleased to provide the following update on its activities for the quarter ending 30 June 2025 (“**Quarter**”, “**Reporting Period**”).

HIGHLIGHTS – GOLD

Tambourah Gold Project

Assays from RC drilling completed in March at Tambourah King extended significant gold mineralisation over 200m strike¹, results included;

- **3m @ 2.99g/t Au from 36m and**
- **2m @ 3.68g/t Au from 47m in TBRC25013**
- **3m @ 2.93g/t Au from 73m in TBRC25006A**
- **5m @ 1.35g/t Au from 92m in TBRC25001**
- **2m @ 1.25g/t Au from 93m and**
- **5m @ 1.46g/t Au from 100m in TBRC25003**
- Geological mapping and soil anomalies generated by Tambourah indicate potential extensions to gold mineralization south of Tambourah King and the Federal prospects. Selective testing of gold-in-soil anomalies with RC drilling commenced in July².

Beatty Park Sth Gold (Bryah) Project

- Tambourah completed a 26-hole aircore drilling program for 1069m at the Beatty Park Sth gold prospect.
- This program is the first to test the Beatty Park Sth area since 1996-97 and was targeting significant historic gold intersections³, including:
 - **5m at 22.9g/t Au from 44m**
 - **7m at 1.9g/t Au from 30m**
 - **4m at 14.7g/t Au from 44m and**
 - **1m at 28.6g/t Au from 34m**

¹ See Tambourah’s ASX announcement dated 28th April 2025.

² See Tambourah’s ASX announcement dated 10th July 2025.

³ See Tambourah’s ASX announcement dated 20th June 2024.

Registered Address

Tambourah Metals Ltd
ABN: 196 46651 612
U2, LVL 2, 10 Ord St,
West Perth WA 6005

Board Members

Rita Brooks	Executive Chairperson
Bill Marmion	Non-Executive Director
Bill Clayton	Non-Executive Director

Contact

T: +61 8 9481 8669
E: admin@tambourahmetals.com.au
W: tambourahmetals.com.au

Tambina Gold Project

- First-pass reconnaissance rock sampling completed over 600m strike, tested weathered, ferruginous conglomerate layers within a 7.5km by 1.5km sedimentary basin.
- A total of 21, 20kg samples were collected for gold and multi-element assay. Assay results received subsequent to the reporting period returned a maximum of 4.3g/t Au, with four samples reported above 1g/t Au. Values ranged from 0.02g/t to 4.3g/t Au⁴

HIGHLIGHTS – CRITICAL MINERALS

Speewah Nth: Antimony-Silver Project

- Rock samples collected from the 6km long Chapman – Catto's trend at the Speewah Nth project reported high-grade antimony (4.54%), silver (517ppm) and copper (3.62%)⁵.
- The assays confirm historic results from the Chapman's – Catto corridor where anomalous antimony and silver were reported from historic exploration searching for copper and gold exclusively.
- Outcrop mapping and follow up sampling to continue within the Chapman – Catto's corridor. Other untested historic antimony-silver anomalies at Barton's West and Joe Fisher along the western margin suggest widespread potential within the Speewah Dome.



Figure 1 Drilling at Tambourah Project 2025

⁴ See Tambourah's ASX announcement dated 21st July 2025.

⁵ See Tambourah's ASX announcement dated 3rd July 2025.

REVIEW OF OPERATIONS

GOLD

Tambourah Gold Project

The RC program at Tambourah King demonstrated significant gold mineralisation over a strike distance of 200m to a vertical depth of 70m (see Figures 3, 4 & 5). Results from the RC drilling program included,

- 3m @ 2.99g/t Au from 36m and
- 2m @ 3.68g/t Au from 47m in TBRC25013
- 3m @ 2.93g/t Au from 73m in TBRC25006A
- 5m @ 1.35g/t Au from 92m in TBRC25001
- 2m @ 1.25g/t Au from 93m and
- 5m @ 1.46g/t Au from 100m in TBRC25003

Tambourah Metals continues to develop the exploration model at the Tambourah goldfield, completing geological mapping and geochemical sampling over multiple gold prospects. The Alexandria and Young Australian prospects (see Figure 2) located 200-350m southeast of Tambourah King were tested by the RC and diamond drilling program commencing in July with assay results pending.

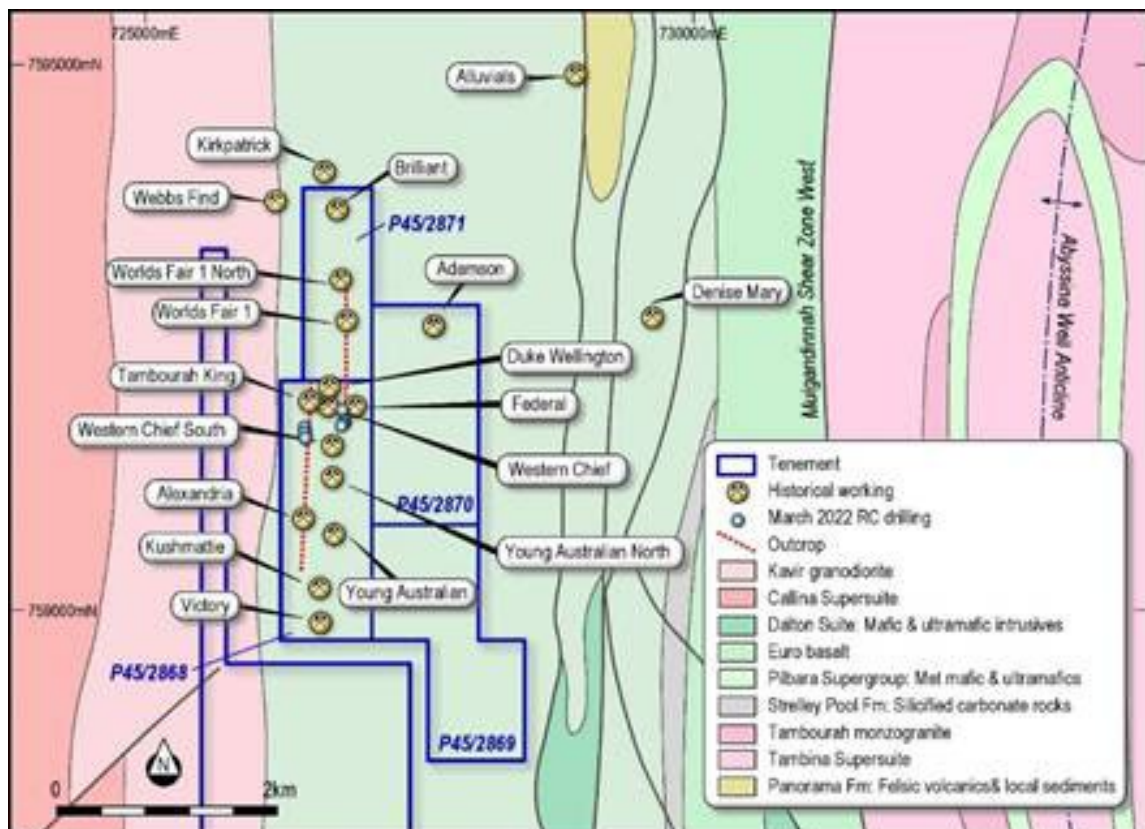
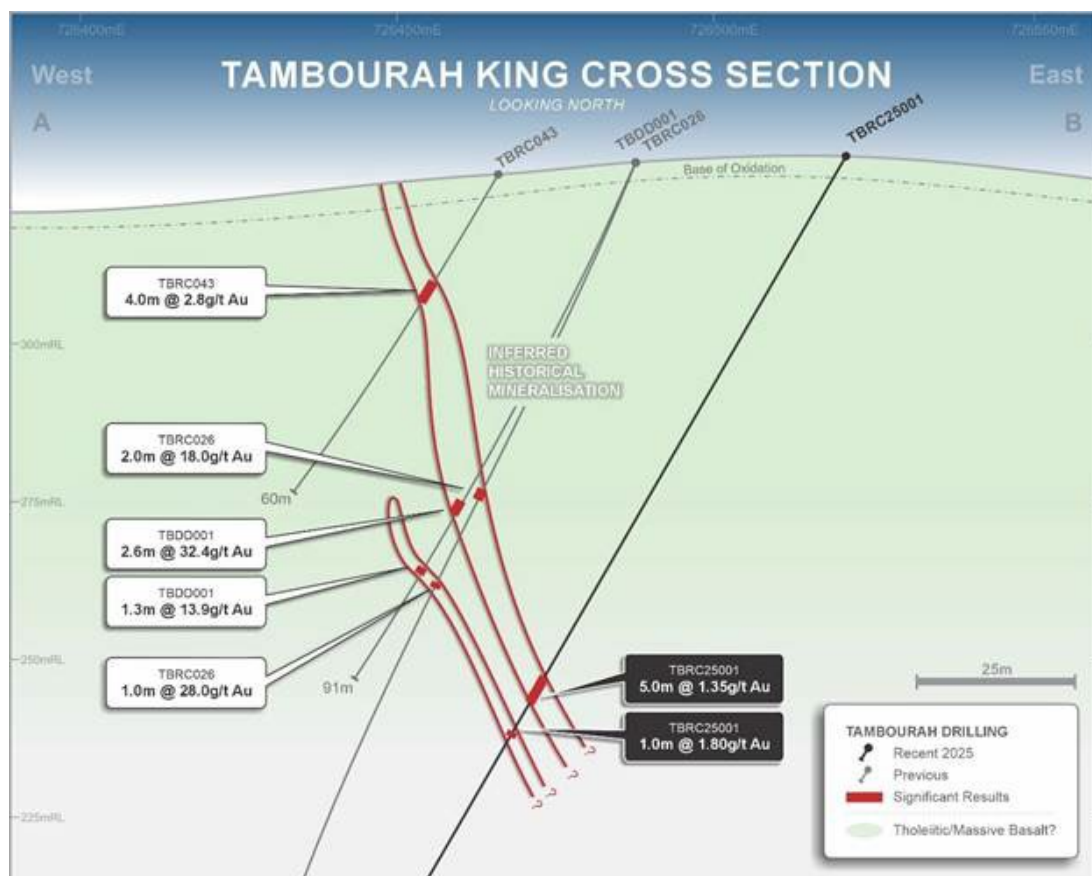


Figure 2 Prospect locations, Tambourah Gold Project.



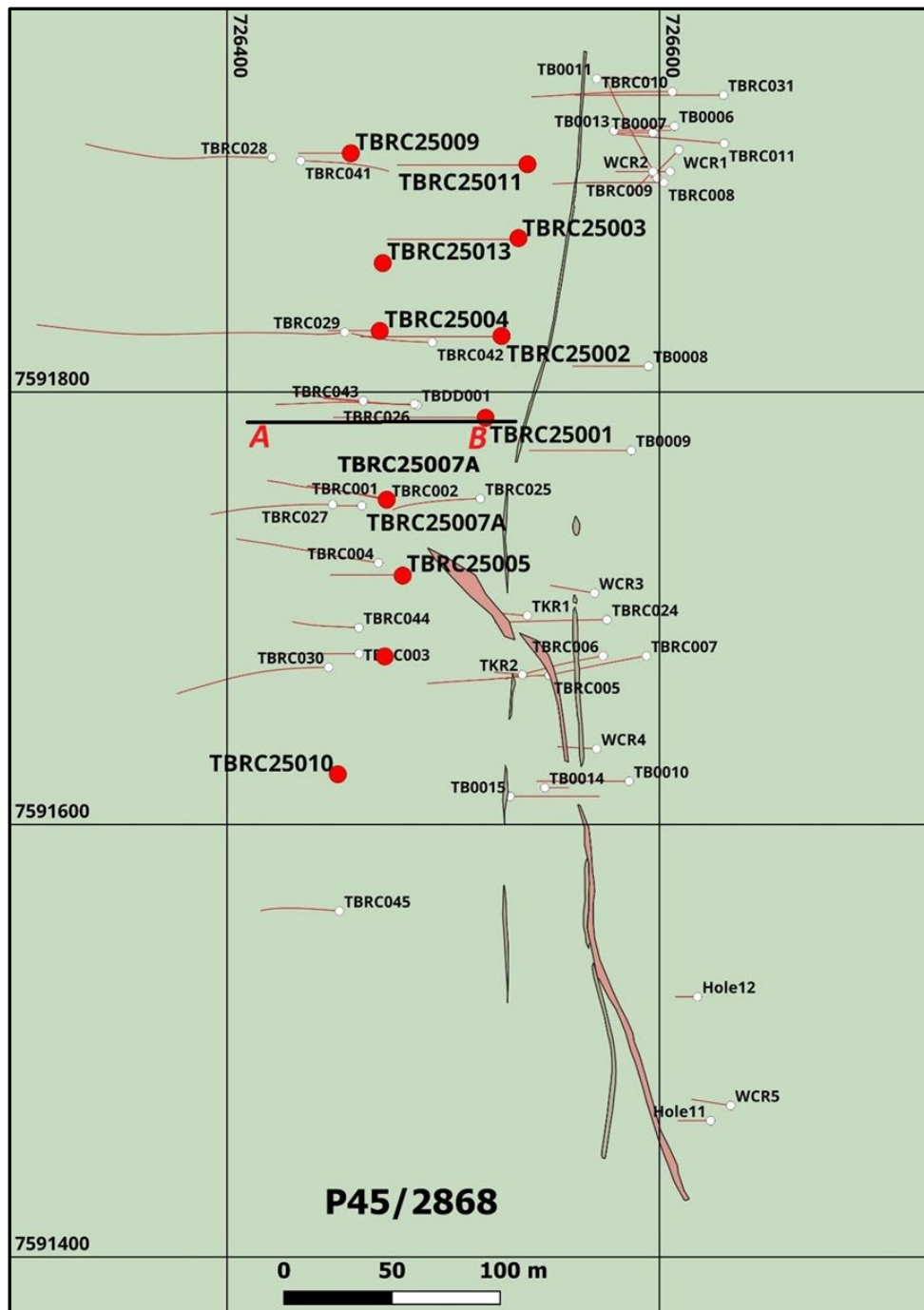


Figure 5 Tambourah King drill collar plan showing section A - B.

Beatty Park Sth Project

First-pass aircore drilling comprising 26 holes for 1069m was completed at the Beatty Park Sth gold prospect (E52/4332) which is 160km north of Meekatharra, Western Australia (see Figure 7).

The drill program targeted significant historic gold results from the 1990's, with drill intersections of high-grade supergene gold mineralisation⁶ and a coincident, overlying gold soil geochemical anomaly (see Figure 6). Assays results are pending.

Stand out results from the historic RAB drilling included:

- **BPR16** 5m at 22.92 Au g/t from 44m.
- **BPR68** 4m at 14.71 Au g/t from 44m.
- **BPRC02** 1m at 28.65 Au g/t from 34m
- **BPRC08** 5m at 15.25 Au g/t from 32m

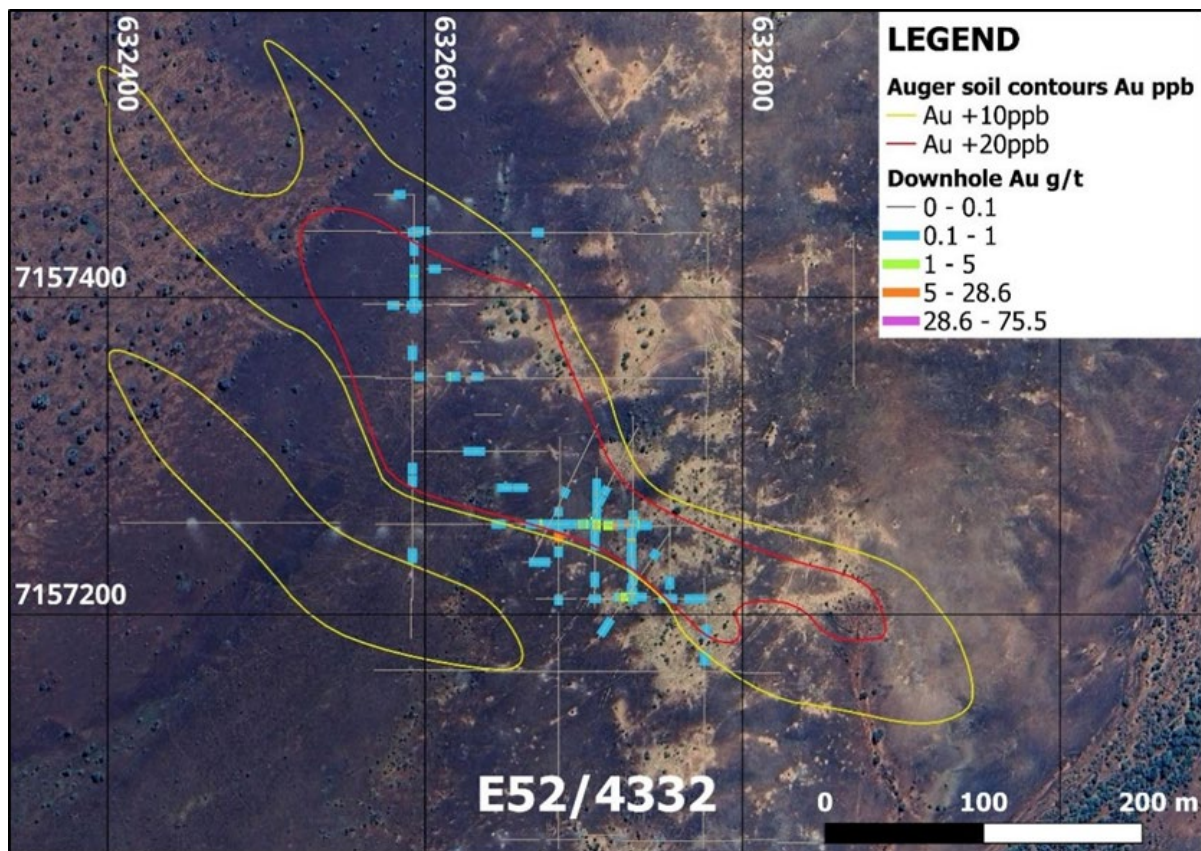


Figure 6 Beatty Park Sth Gold in soil anomaly overlying historic gold in drill intercepts.

The soil anomaly shows a strong alignment with the reported supergene drill intercepts and a possible northwest trending structural control.

At Beatty Park Sth, gold mineralisation occurs near the upper contact of the Narracoota Formation with the overlying Horseshoe Formation. Elsewhere in the Bryah Basin, the top of the Narracoota Formation hosts significant deposits of gold and base metals. Beatty Park Sth was identified by AFMECO in 1993 and last drilled in 1996.

⁶ See Tambourah's ASX announcement dated 20th June 2024.

Tambourah's first-pass aircore drilling was intended to confirm the gold anomalies reported in historic RAB and RC drilling, prior to targeting primary mineralisation with additional aircore and/or RC drilling.

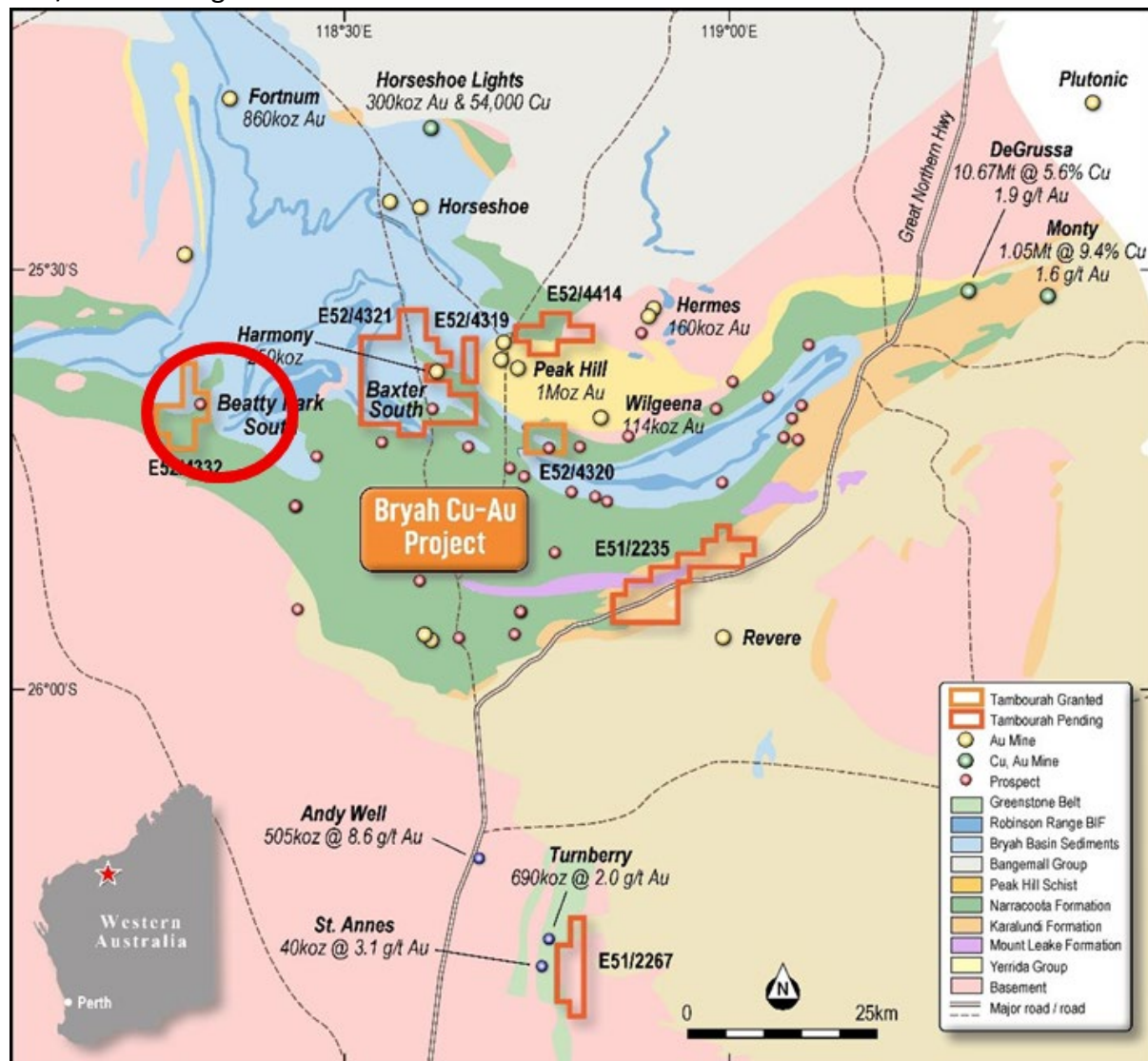


Figure 7 Location plan of the Beatty Park Sth gold project

Tambina Goldfield

Tambourah commenced sampling at Tambina Gold Project (P45/3205) located 20km north of Tambourah goldfield (see Figure 8), focusing on high-grade gold along strike and parallel to historic gold anomalous rock and soil samples related to a palaeo-placer gold target at the base of the Fortescue Group.

Historic bulk surface samples and trenches of weathered Fe-oxide conglomerate units reported multiple anomalous sites of greater than 1g/t Au, including grades of up to 62g/t Au from an anomalous unit extending for over 500m along the eastern margin of P45/3205⁷.

⁷ See Tambourah's ASX announcement dated 16th December 2024.

Host units are interpreted to dip moderately to shallowly and are 2-3 m in thickness. Supergene enrichment of gold near surface in ferruginous weathered pyritic conglomerate presents an attractive opportunity for gold recovery.

The Tambina Gold Project legacy data suggests a significant gold target associated with ferruginous conglomerate units. These units were tested by first-pass bulk sampling comprising 21 ~20kg samples collected from surface outcrop and excavated trench walls (see Figure 9). Samples were crushed, split and pulverised before assay. A second split of each sample was assayed to identify sampling errors associated with particulate gold.

Samples reported a maximum 4.3g/t Au with values ranging from 0.02g/t to 4.3g/t Au.

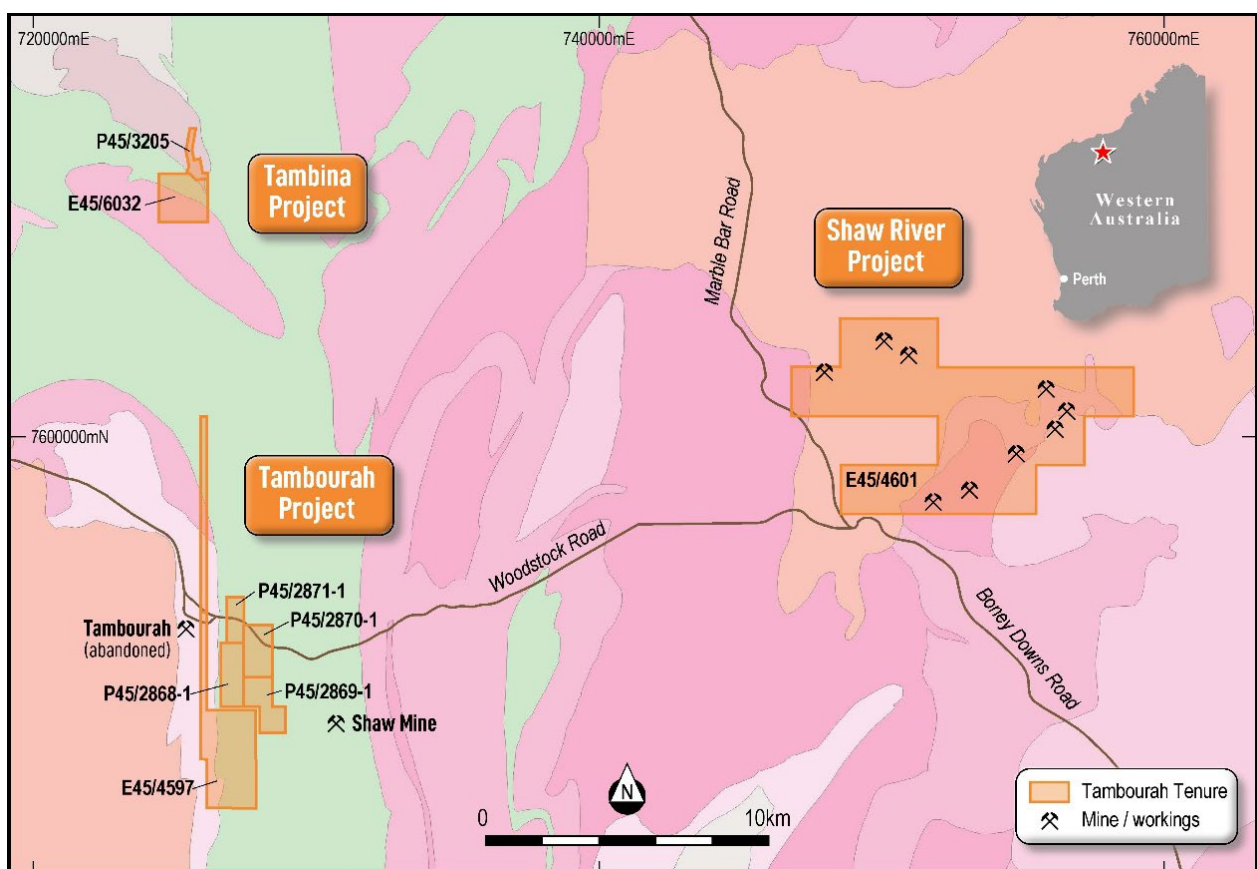


Figure 8 Tambina Gold project tenements.

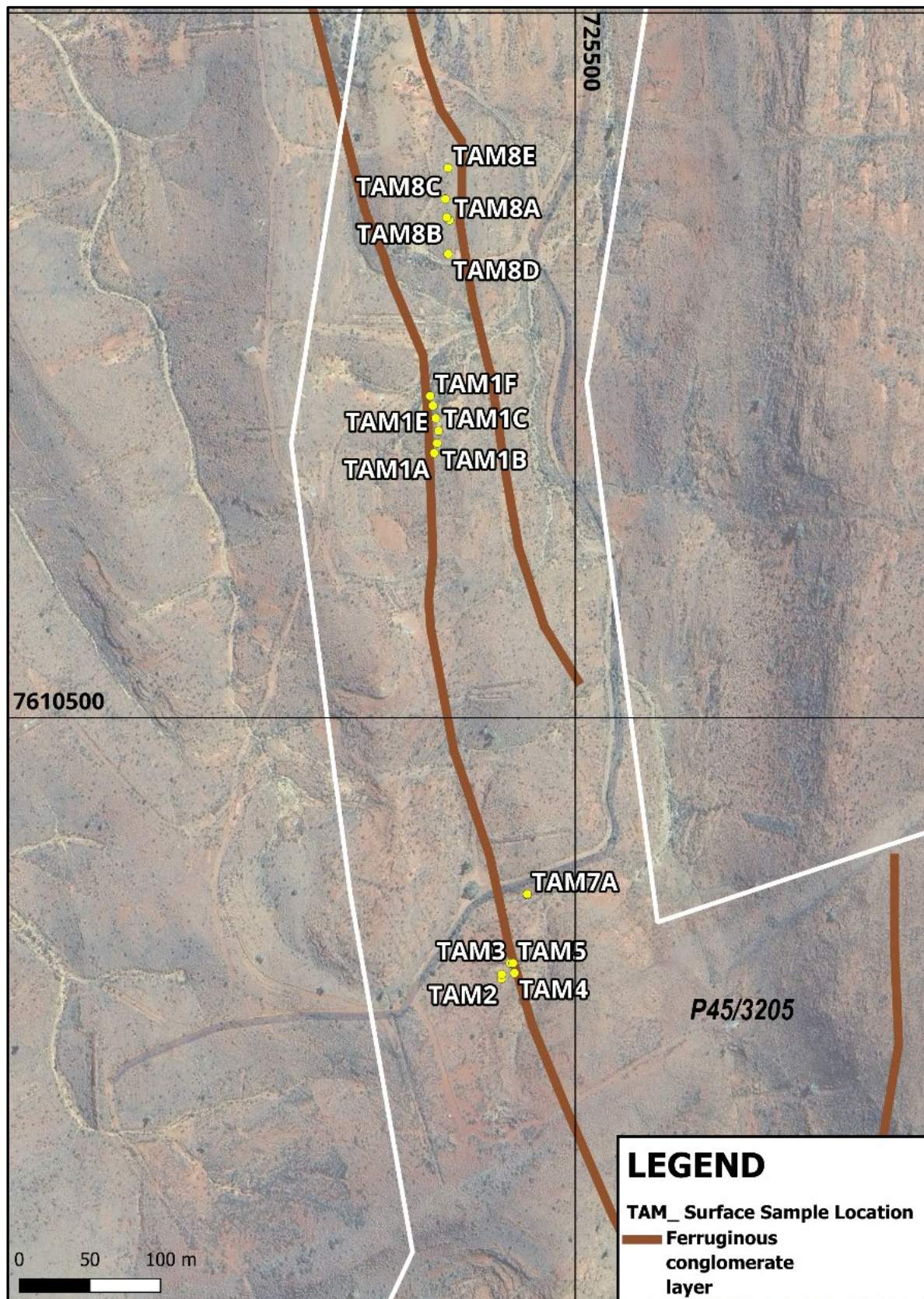


Figure 9 Tambina sample location plan.

CRITICAL MINERALS

Speewah Nth : Antimony-Silver-Copper Project

Assay results were received from initial rock sampling completed at the Company's Speewah Nth project. The project is located 110km southwest of Kununurra, in the Kimberley region of Western Australia and is accessed via the Victoria and Great Northern Highways. Sampling at Speewah Nth comprised a total of thirty-five rock samples of outcrop and float (displaced from origin) comprising quartz vein and gossanous material which were collected from areas within the Chapman – Catto corridor.

Seven samples reported significant copper (>0.1%) to a maximum 3.12% with associated silver (maximum 512ppm or 16oz) and antimony (maximum 4.54%)⁸.

Tenement E80/5889 covers an area of 181 sq.km and is located over the northern half of the Speewah Dome, a domal structure comprised of sediments of the Speewah Group intruded by a composite sill of the Hart Dolerite. Major faults cutting Speewah Group sediments host the important Speewah Fluorite deposit whilst the layered gabbroic sill of the Hart Dolerite hosts a large V-Ti ± PGE deposit. These structures also host extensive veining, brecciation and alteration within the Speewah Nth project. Infrastructure and development in the Speewah area is increasing with the planned development of the Speewah Fluorite deposit, 4km south of E80/5889, owned by Tivan Limited, which has been granted major project status by the Federal government. Sumitomo Corporation has signed an MOU to acquire a 22% interest in the Speewah Fluorite Project.

Previous exploration at Speewah Nth did not target antimony and limited sampling included antimony as a pathfinder for copper-gold mineralisation. Tambourah's surface sampling was intended to confirm the local historic, high-grade antimony, copper and silver associated with an extensive vein system developed between the Catto and Chapmans prospects before a more extensive vein and gossan search. Following successful identification of the targeted areas Tambourah plans to extend outcrop mapping and sampling over the eastern margin of the Speewah Dome in preparation for a maiden drill program.

Historic antimony anomalies have also been reported from historic sampling on the western margin of the Speewah Dome at Barton's West and Joe Fisher prospects. First-pass sampling of these areas will be included in Tambourah's next exploration program.

⁸ See Tambourah's ASX announcement dated 3rd July 2025.

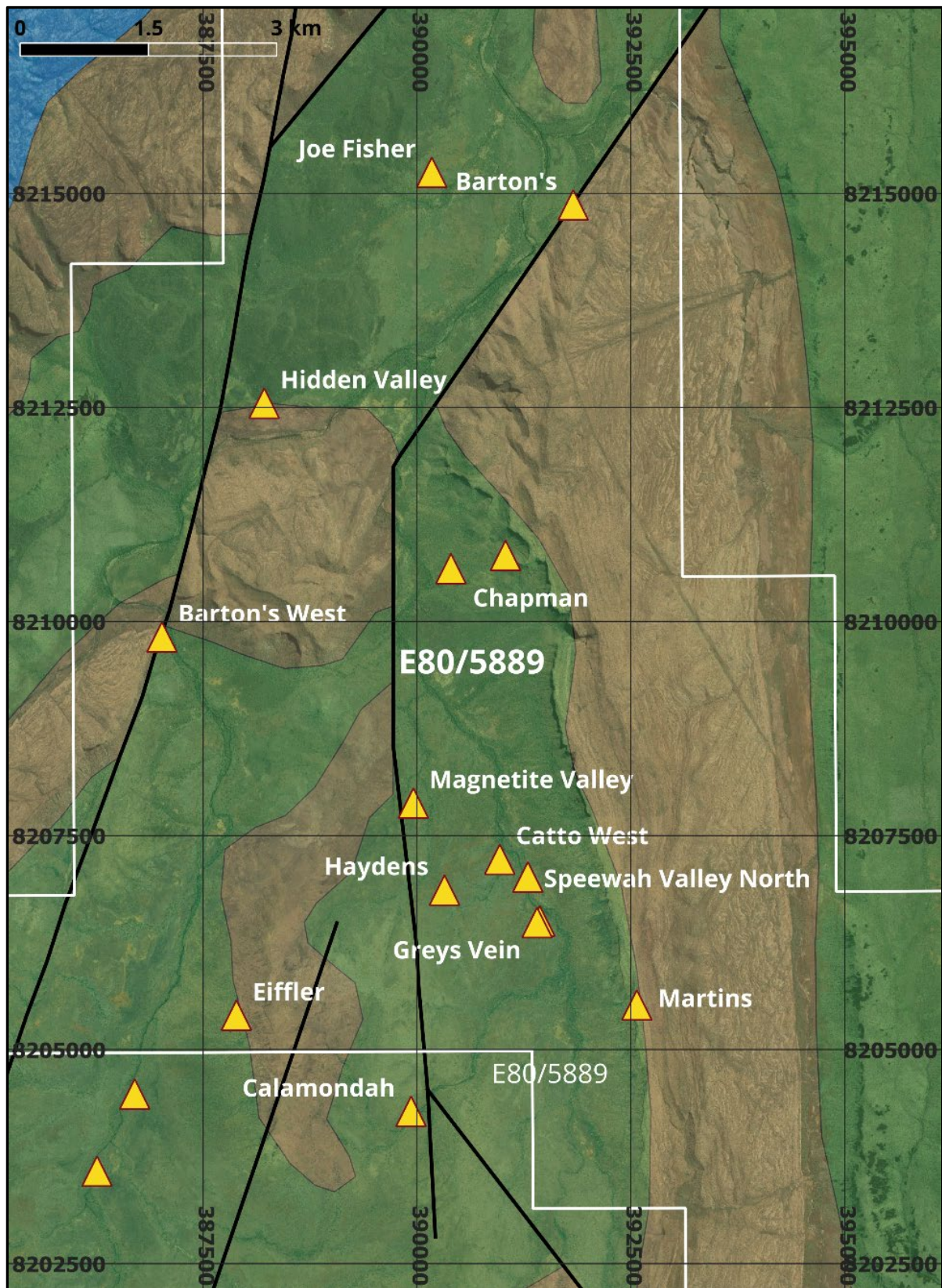


Figure 10 Prospect location plan.



Figure 11 Outcrop sampling at Speewah Nth with gossanous malachite & antimony.

Julimar Nth Project Earn In

Chilean Lithium producer SQM (Australia Pty Ltd) advised during the quarter that they will not undertake further exploration at the Julimar Nth Project, to satisfy the First Expenditure Commitment within the First Earn in Period and will cease to earn into the Project. SQM completed soil geochemical programs, aircore drilling and aeromagnetic surveys over the Julimar Nth Project tenements.

Both SQM and Tambourah have agreed to terminate the Earn in Agreement and SQM will have no further interest in the Julimar Nth project.

Next Steps

- **Tambourah Gold Project** – Extensional RC and diamond drilling commenced in July. The drilling is part of an on-going assessment of the potential for a gold resource at Tambourah. Approximately 1700m of drilling completed, assay results pending for RC samples. The RC program has been extended to include a first drill test of the Duke prospect area, where high-grade gold in rock chips was reported⁹.
- **Beatty Park Sth** - 1069m of aircore drilling completed. The drilling tested a 400m long gold-in-soil anomaly and underlying historic high-grade gold in RAB drilling. Assay results are pending. Additional aircore and/or RC drilling will be planned on review of the pending results.

⁹ See Tambourah's ASX announcement dated 17th October 2024.

- **Speewah Nth** - Compilation of extensive historic geophysical and drilling data sets to identify antimony drill targets along the eastern margin of the Hart Dolerite. Follow up surface sampling, vein and gossan identification over the Chapman - Catto's corridor and western dome targets.
- **Shaw River** – Geological mapping and sampling to identify the Sn-Ta bearing pegmatites on the margins of the Cooglegong granite and select primary drill targets, testing for Sn-Ta-REE.
- **Tambina Gold Project** - Additional surface sampling to identify areas of potential supergene gold enrichment for drill testing.
- The Company continues to rationalise the tenement portfolio to focus on exploring areas with significant gold and critical mineral endowment. The company actively engages with potential JV partners to divest non-core assets.

Corporate

CEO and Exploration Manager appointment

On 30th May 2025 the Company appointed Mt Terry Topping as CEO and issued 500,000 shares pursuant to an issue under an ESIP for the T&C of a contract, for the appointment as CEO. Mr Toppings previous management roles have included Chairman of gold explorer Kairos Minerals Ltd., Executive Director Rumble Resources, Managing Director and founder of uranium explorer Cauldron Energy and founder and Executive Director of Taipan Resources, which discovered the high-grade Paulsens gold deposit, currently mined by Black Cat Syndicate Ltd.

Capital raising and entitlement issue

On 3rd June 2025 the Company issued 29,000,000 shares to sophisticated investors under a private placement to raise \$580,000 before costs.

On 14th July 2025 the Company issued 18,385,998 shares and 9,192,972 unquoted options with an exercise price of \$0.04 and expiry date of 14 July 2027 upon the completion of an entitlement offer to shareholders raising \$367,720 before costs.

On 16th July 2025 the Company issued 21,500,000 unquoted options with an exercise price of \$0.04 and expiry date of 16 July 2027. 14.5M were issued to participants of the private placement and 7M were issued to the lead manager of the private placement.

Finance

The Company's cash position was \$1.898M at 30th June 2025.

Expenditure incurred on exploration activities during the quarter was approximately \$248,000. No expenditure was incurred on mining production or development activities during the quarter.

Payments of approximately \$80,000 were made to related parties of the Company, as shown in the attached Appendix 5B. These payments relate to current fees, shared office costs and consulting fees paid to directors.

This announcement has been authorised by the Board of Tambourah Metals Ltd.

For further information, please contact:

Rita Brooks

Executive Chairperson

T: 08 9481 8669

E: rita.brooks@tambourahmetals.com.au



Figure 12 Tambourah Metals Project Locations

About Tambourah Metals

Tambourah Metals is a West Australian exploration company established in 2020 to develop gold and critical mineral projects. Tambourah is exploring for Gold and Critical Minerals at the Tambourah and Shaw River-Haystack Well projects and Gold at the Cheela project in the Pilbara and Bryah project. Since listing the Company has extended the portfolio to include additional critical mineral projects in the Kimberley and the Bryah gold projects in the Murchison.

Forward Looking Statements

Certain statements in this document are or may be “forward-looking statements” and represent Tambourah’s intentions, projections, expectations, or beliefs concerning among other things, future exploration activities. The projections, estimates and beliefs contained in such forward-looking statements don’t necessarily involve known and unknown risks, uncertainties, and other factors, many of which are beyond the control of Tambourah Metals, and which may cause Tambourah Metals actual performance in future periods to differ materially from any express or implied estimates or projections. Nothing in this document is a promise or representation as to the future. Statements or assumptions in this document as to future matters may prove to be incorrect and differences may be material. Tambourah Metals does not make any representation or warranty as to the accuracy of such statements or assumptions.

The references in this announcement to Exploration Results were reported in accordance with Listing Rule 5.7 in the following announcements:

- “High-grade gold targets identified at Bryah Project” 20th June 2024.
- “High-Grade Gold Rock Samples at Duke Prospect” 17th October 2024.
- “Tambourah Adds Advanced Tambina Gold Project” 16th December 2024.
- “Significant Gold Mineralisation Extended at Tambourah King” 28th April 2025.
- “High-Grade Antimony, Silver, Copper Confirmed at Speewah Nth” 3rd July 2025.
- “Drilling Commences at Tambourah Gold Project” 10th July 2025.
- “Tambourah Drilling Update RC Program Extended” 21st July 2025.

The Company confirms it is not aware of any new information or data that materially affects the information in the original reports and that the form and context in which the Competent person’s findings are presented have not been materially modified from the original reports.

Competent Person’s Statement

The information in this report that relates to Exploration Results is based on information compiled by Mr. Bill Clayton, Geology Manager and a shareholder and Director of the Company, who is a Member of the Australian Institute of Geoscientists. Mr. Bill Clayton has sufficient experience which is relevant to the style of mineralisation and type of deposits under consideration and to the activity which he is undertaking to qualify as a Competent Person as defined in the 2012 Edition of the Australasian Code for Reporting of Exploration Results, Mineral Resources and Ore Reserves. Mr. Clayton consents to the inclusion in the report of the matters based on his information in the form and context in which it appears.

Appendix 5B

Mining exploration entity or oil and gas exploration entity quarterly cash flow report

Name of entity

Tambourah Metals Limited

ABN

19 646 651 612

Quarter ended ("current quarter")

30 June 2025

Consolidated statement of cash flows		Current quarter \$A'000	Year to date (12 months) \$A'000
1.	Cash flows from operating activities		
1.1	Receipts from customers	-	-
1.2	Payments for		
	(a) exploration & evaluation	-	-
	(b) development	-	-
	(c) production	-	-
	(d) staff costs	(124)	(725)
	(e) administration and corporate costs	(99)	(429)
1.3	Dividends received (see note 3)	-	-
1.4	Interest received	5	119
1.5	Interest and other costs of finance paid	-	-
1.6	Income taxes paid	-	-
1.7	Government grants and tax incentives	-	161
1.8	Other (provide details if material)	-	-
1.9	Net cash from / (used in) operating activities	(218)	(874)
2.	Cash flows from investing activities		
2.1	Payments to acquire or for:		
	(a) entities	-	-
	(b) tenements	-	-
	(c) property, plant and equipment	-	-
	(d) exploration & evaluation	(248)	(1,084)
	(e) investments	-	-
	(f) other non-current assets	-	-

Consolidated statement of cash flows		Current quarter \$A'000	Year to date (12 months) \$A'000
2.2	Proceeds from the disposal of:		
	(a) entities	-	-
	(b) tenements	-	-
	(c) property, plant and equipment	-	-
	(d) investments	-	20
	(e) other non-current assets	-	-
2.3	Cash flows from loans to other entities	-	-
2.4	Dividends received (see note 3)	-	-
2.5	Other (provide details if material)	-	-
2.6	Net cash from / (used in) investing activities	(248)	(1,064)

3.	Cash flows from financing activities		
3.1	Proceeds from issues of equity securities (excluding convertible debt securities)	580	1,518
3.2	Proceeds from issue of convertible debt securities	-	-
3.3	Proceeds from exercise of options	-	-
3.4	Transaction costs related to issues of equity securities or convertible debt securities	(35)	(56)
3.5	Proceeds from borrowings	-	-
3.6	Repayment of borrowings	-	-
3.7	Transaction costs related to loans and borrowings	-	-
3.8	Dividends paid	-	-
3.9	Other (provide details if material) – share applications received in advance	-	-
3.10	Net cash from / (used in) financing activities	545	1,462

4.	Net increase / (decrease) in cash and cash equivalents for the period		
4.1	Cash and cash equivalents at beginning of period	1,819	2,374
4.2	Net cash from / (used in) operating activities (item 1.9 above)	(218)	(874)
4.3	Net cash from / (used in) investing activities (item 2.6 above)	(248)	(1,064)

Consolidated statement of cash flows		Current quarter \$A'000	Year to date (12 months) \$A'000
4.4	Net cash from / (used in) financing activities (item 3.10 above)	545	1,462
4.5	Effect of movement in exchange rates on cash held	-	-
4.6	Cash and cash equivalents at end of period	1,898	1,898

5.	Reconciliation of cash and cash equivalents at the end of the quarter (as shown in the consolidated statement of cash flows) to the related items in the accounts	Current quarter \$A'000	Previous quarter \$A'000
5.1	Bank balances	793	719
5.2	Call deposits	1,105	1,100
5.3	Bank overdrafts	-	-
5.4	Other (Corporate Credit Card)	-	-
5.5	Cash and cash equivalents at end of quarter (should equal item 4.6 above)	1,898	1,819

6.	Payments to related parties of the entity and their associates	Current quarter \$A'000
6.1	Aggregate amount of payments to related parties and their associates included in item 1	67
6.2	Aggregate amount of payments to related parties and their associates included in item 2	13

Note: if any amounts are shown in items 6.1 or 6.2, your quarterly activity report must include a description of, and an explanation for, such payments.

7. Financing facilities	Total facility amount at quarter end \$A'000	Amount drawn at quarter end \$A'000
<i>Note: the term "facility" includes all forms of financing arrangements available to the entity.</i>		
<i>Add notes as necessary for an understanding of the sources of finance available to the entity.</i>		
7.1 Loan facilities	-	-
7.2 Credit standby arrangements	-	-
7.3 Other (please specify)	-	-
7.4 Total financing facilities	-	-
7.5 Unused financing facilities available at quarter end		-
7.6 Include in the box below a description of each facility above, including the lender, interest rate, maturity date and whether it is secured or unsecured. If any additional financing facilities have been entered into or are proposed to be entered into after quarter end, include a note providing details of those facilities as well.		
N/A		

8. Estimated cash available for future operating activities	\$A'000
8.1 Net cash from / (used in) operating activities (item 1.9)	(218)
8.2 (Payments for exploration & evaluation classified as investing activities) (item 2.1(d))	(248)
8.3 Total relevant outgoings (item 8.1 + item 8.2)	(466)
8.4 Cash and cash equivalents at quarter end (item 4.6)	1,898
8.5 Unused finance facilities available at quarter end (item 7.5)	-
8.6 Total available funding (item 8.4 + item 8.5)	1,898
8.7 Estimated quarters of funding available (item 8.6 divided by item 8.3)	4.1
<i>Note: if the entity has reported positive relevant outgoings (ie a net cash inflow) in item 8.3, answer item 8.7 as "N/A". Otherwise, a figure for the estimated quarters of funding available must be included in item 8.7.</i>	
8.8 If item 8.7 is less than 2 quarters, please provide answers to the following questions:	
8.8.1 Does the entity expect that it will continue to have the current level of net operating cash flows for the time being and, if not, why not?	
Answer: Not applicable	
8.8.2 Has the entity taken any steps, or does it propose to take any steps, to raise further cash to fund its operations and, if so, what are those steps and how likely does it believe that they will be successful?	
Answer: Not applicable	
8.8.3 Does the entity expect to be able to continue its operations and to meet its business objectives and, if so, on what basis?	
Answer: Not applicable	
<i>Note: where item 8.7 is less than 2 quarters, all of questions 8.8.1, 8.8.2 and 8.8.3 above must be answered.</i>	

Compliance statement

- 1 This statement has been prepared in accordance with accounting standards and policies which comply with Listing Rule 19.11A.
- 2 This statement gives a true and fair view of the matters disclosed.

Date: 30 July 2025

Authorised by: By the Board
(Name of body or officer authorising release – see note 4)

Notes

1. This quarterly cash flow report and the accompanying activity report provide a basis for informing the market about the entity's activities for the past quarter, how they have been financed and the effect this has had on its cash position. An entity that wishes to disclose additional information over and above the minimum required under the Listing Rules is encouraged to do so.
2. If this quarterly cash flow report has been prepared in accordance with Australian Accounting Standards, the definitions in, and provisions of, *AASB 6: Exploration for and Evaluation of Mineral Resources* and *AASB 107: Statement of Cash Flows* apply to this report. If this quarterly cash flow report has been prepared in accordance with other accounting standards agreed by ASX pursuant to Listing Rule 19.11A, the corresponding equivalent standards apply to this report.
3. Dividends received may be classified either as cash flows from operating activities or cash flows from investing activities, depending on the accounting policy of the entity.
4. If this report has been authorised for release to the market by your board of directors, you can insert here: "By the board". If it has been authorised for release to the market by a committee of your board of directors, you can insert here: "By the [name of board committee – eg Audit and Risk Committee]". If it has been authorised for release to the market by a disclosure committee, you can insert here: "By the Disclosure Committee".
5. If this report has been authorised for release to the market by your board of directors and you wish to hold yourself out as complying with recommendation 4.2 of the ASX Corporate Governance Council's *Corporate Governance Principles and Recommendations*, the board should have received a declaration from its CEO and CFO that, in their opinion, the financial records of the entity have been properly maintained, that this report complies with the appropriate accounting standards and gives a true and fair view of the cash flows of the entity, and that their opinion has been formed on the basis of a sound system of risk management and internal control which is operating effectively.

APPENDIX A

Tenement Schedule

Project Name	Tenement ID	Location	Status	Company	TMB %
Tambourah	P 45/2868-I	WA	Granted	Tambourah Metals Ltd	100%
Tambourah	P 45/2871-I	WA	Granted	Tambourah Metals Ltd	100%
Tambourah	P 45/2869-I	WA	Granted	Tambourah Metals Ltd	100%
Tambourah	P 45/2870-I	WA	Granted	Tambourah Metals Ltd	100%
Coondina	E 45/4266	WA	Granted	Tambourah Metals Ltd	100%
Tambourah	E 45/4597	WA	Granted	Tambourah Metals Ltd	100%
Tambina	E 45/ 6032	WA	Granted	Tambourah Metals Ltd	100%
Shaw River	E 45/4275	WA	Granted	Tambourah Metals Ltd	100%
Shaw River	E 45/4601	WA	Granted	Tambourah Metals Ltd	100%
Achilles	E 38/3153	WA	Granted	Tambourah Metals Ltd	100%
Achilles	E 38/3741	WA	Granted	Tambourah Metals Ltd	100%
Cheela	E 08/2889-I	WA	Granted	Tambourah Metals Ltd	100%
WH Sth	E 70/6315	WA	Granted	Tambourah Metals Ltd	100%
Haystack Well	E 46/1380	WA	Granted	Tambourah Metals Ltd	100%
Bryah	E 52/4320	WA	Granted	Tambourah Metals Ltd	100%
Bryah	E 52/4332	WA	Granted	Tambourah Metals Ltd	100%
Nullagine	P 46/2083	WA	Granted	TMB Nullagine Pty Ltd	100%

Tambourah	MLA 45/1302	WA	Pending	Tambourah Metals Ltd	100%
Tambourah	MLA 45/1297	WA	Pending	Tambourah Metals Ltd	100%
Tambina	P 45/3205	WA	Granted	Tambourah Metals Ltd	100%
Bryah	E 52/4319	WA	Granted	Tambourah Metals Ltd	100%
Bryah	E 52/4321	WA	Pending	Tambourah Metals Ltd	100%

TMB Nullagine is a 100% owned subsidiary of Tambourah Metals Ltd