



Digital Twins
Simply *faster.*

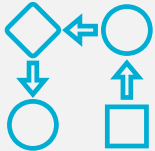
June Quarter FY25
Results Presentation &
Appendix 4C Commentary

31 July 2025

Pointerra3D – Building Faster Digital Twins to Better Manage the Physical World



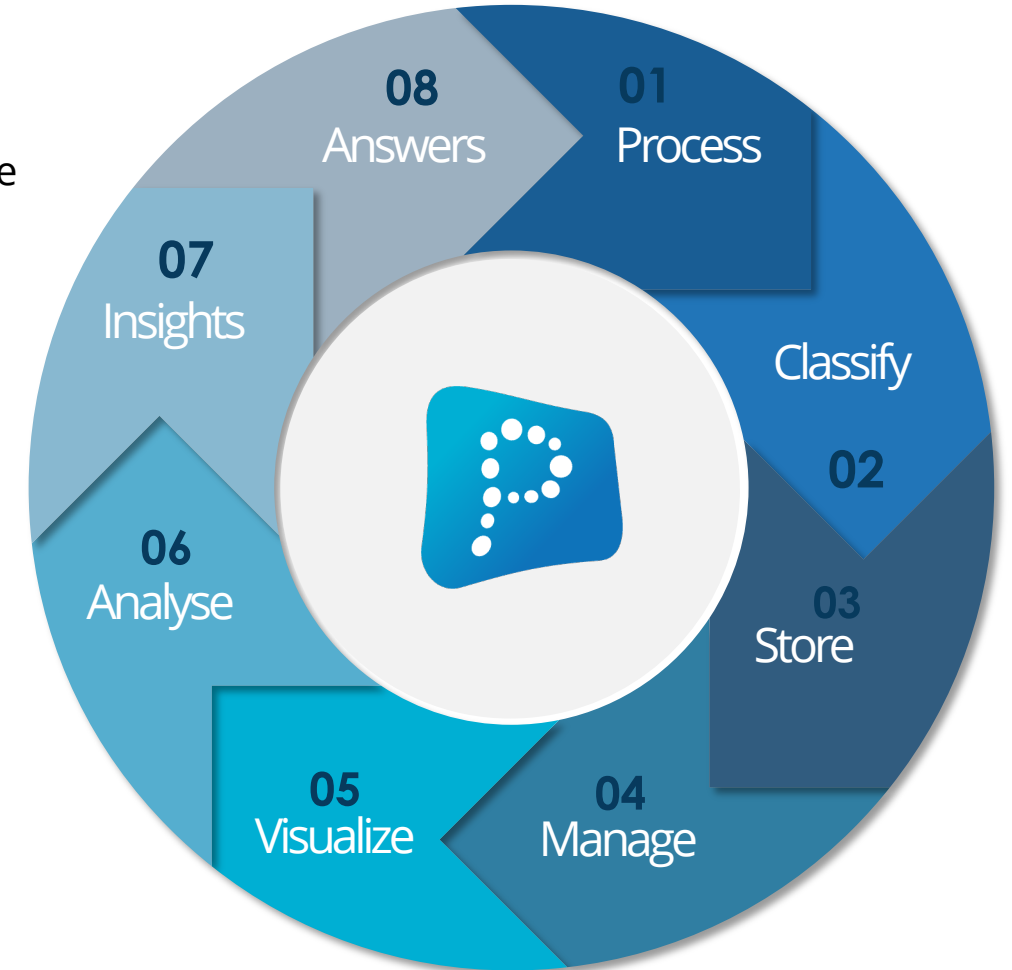
Pointerra3D – the world's fastest true end-to-end digital twin solution, leveraging proprietary patented algorithms and technology via an innovative and unique cloud subscription business model.



Pointerra3D helps customers **answer almost any physical asset management question**, solving numerous traditional 3D digital twin data workflow problems when seeking to plan, design, construct, own, operate, insure and regulate the physical world around us.



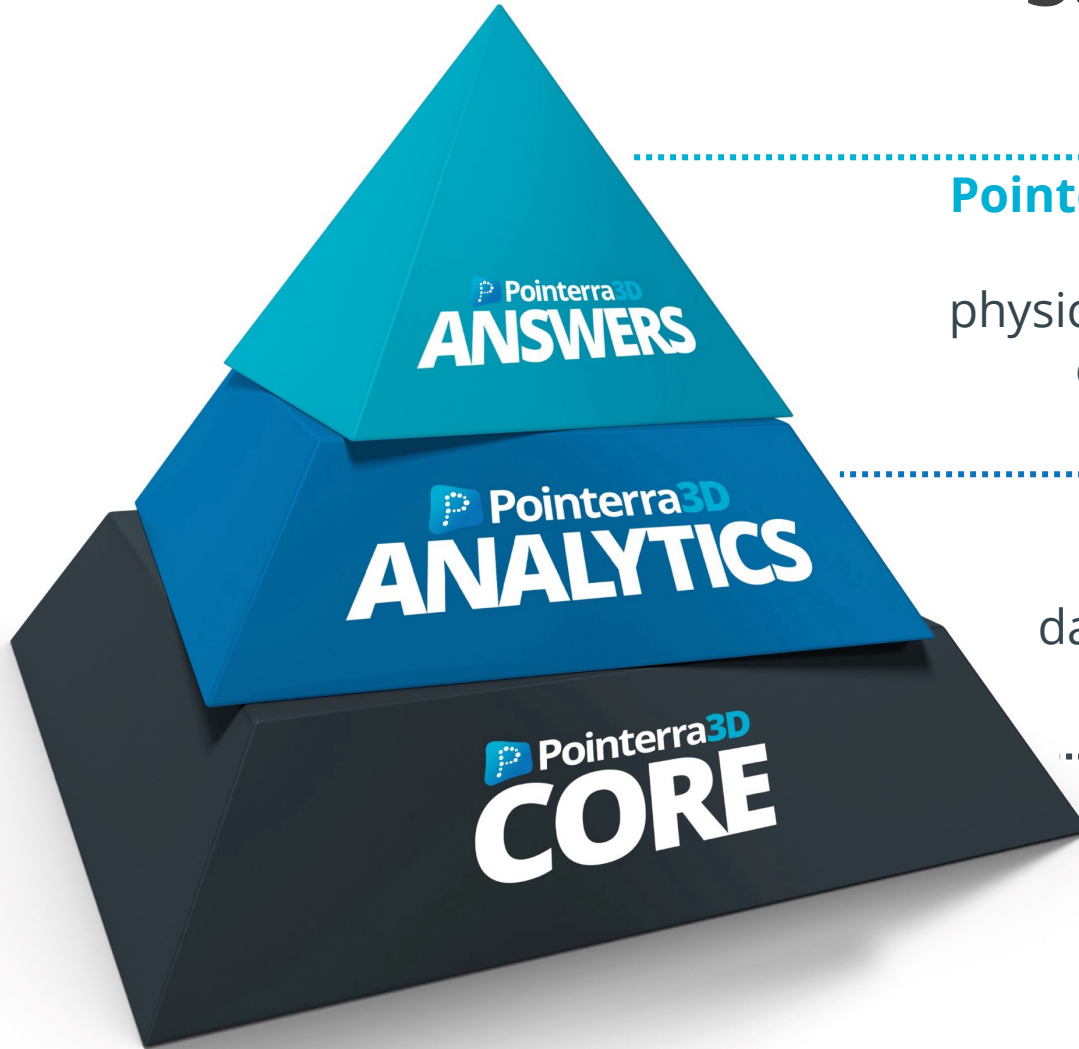
Pointerra3D's digital twin solution uses the cloud to store, processes, manages, analyses, extracts, visualises and shares the key insights from massive 3D datasets at **a level of speed, smarts and scale** that is unprecedented.





Pointerra3D

A Unique Digital Twin SaaS Business Model



Pointerra3D ANSWERS delivers predictive digital insights and definitive answers to complex physical asset management questions via simple, easy to use business intelligence interfaces.

Pointerra3D ANALYTICS uses AI enabled analytics to build digital twins from source data, enabling intelligent, dynamic analysis of physical assets.

Pointerra3D CORE is a cloud platform providing solutions to the most common 2D and 3D digital twin data workflow problems.



Pointerra's Growth Strategy

Continue to work with Pointerra3D Core customers, prospects and partners **to identify problematic and inefficient desktop digital twin workflows that can be migrated to the cloud**, building out Pointerra3D Analytics and Answers.

Leverage the Company's proven success in the electric power utility sector to **provide a pathway for growth across other key target market sectors** that have TAM's of more than US\$100 million in opportunity for the Company.

Identify and on-board quality people in platform, product and business development across Pointerra's six key target market sectors.

Retain a disciplined focus on scaling sticky, recurring SaaS revenue and cashflow so that the resulting operational leverage can drive sustainable profitability.






Q4 FY25 Highlights – New Customers, Pricing & Sales Strategy.

Some Q4 FY25 Milestone Invoicing Activity Rolled Into Q1 FY26

- Onboarded multiple new enterprise customers in the US energy utility, and global mining and oil & gas sectors
- Selected as a subcontractor to the US Army Geospatial Center's US\$499 million GRIDS IV Contract
- Recommended important Amazon Yard Mapping Project
- Passed upward price revision for Pointerra3D Core & improved go to market strategy for SME Core customers
- Progressed existing US energy utility customer programs with some invoicing milestones originally expected in Q4 FY25, now pushed to Q1 FY26
- The US\$2 million DOE GRACI contract extension program will also now commence in Q1 FY26 (invoicing & cash)
- Transport & Mining sector wins from Q3 drove program activity in Q4, with revenue and cash from growth impact being delivered in Q1 FY26
- Existing annual enterprise customer renewals from Q4 FY25 will also deliver cash in Q1 FY26
- A\$4.2 million in receivables and secured contract work provide a strong foundation for Q1 FY26


Q4 Customer Receipts A\$1.6 million

Compared to Q3 FY25 receipts of A\$0.7 million, and PCP Q4 FY24 receipts of A\$2.7 million. Cash Receipts of A\$9.7 million for full-year FY25 materially higher (43%) than A\$6.8 million for FY24




Operating Cashflows -A\$1.0 million

Compares favourably to Q3 FY25 of -A\$1.6 million, resulting in total operating cashflows of -A\$0.9 million for full-year FY25, materially higher (76%) than full-year FY24 of -A\$3.8 million




Cash Balance A\$1.9 million

Cash position expected to improve during Q1 FY26 and beyond from positive cashflows from operations, underwritten by more than A\$4.2m in Receivables and Contracted Work In Hand.



Market Sector Update – Survey & Mapping



Pointerra continues to focus on growing the foundational Survey & Mapping sector, underpinned by strategic partnerships, product innovation, and increased customer demand for scalable analytics.

Following the announcement of Pointerra's technology partnership with All Vision, the collaboration has begun to yield commercial outcomes. AI-powered road and rail imagery analytics developed through the partnership have now been actively deployed by multiple existing customers. These capabilities are enabling faster, automated extraction of corridor features from LiDAR and imagery datasets, addressing key challenges in large-scale civil infrastructure planning and maintenance. The traction gained through this initiative is reinforcing Pointerra's position across the survey, mapping, and transport ecosystems.

To further capitalize on sector momentum, Pointerra is preparing to launch the Digital Surveyor, a bundled solution tailored to the needs of survey and mapping professionals. This offering combines Pointerra3D Core platform capabilities with targeted Analytics workflows that further streamline traditional field and desktop survey processes. Designed to enhance productivity and reduce time-to-deliverable, Digital Surveyor will provide a simplified, high-value entry point for mid-sized survey and engineering firms. The official market launch is planned for FY26 Q1 and is expected to drive new customer acquisition and ARR growth in the sector.

During the Quarter, the market facing sales and customer success teams adopted several emerging AI-enabled lead generation tools, that qualify large volumes of the lower ARR value Pointerra3D Core prospects using buyer intent signals shaped by Pointerra's ideal customer profile parameters. Combining this product-lead-growth strategy leverages existing customer-lead-growth initiatives, and is expected to drive more scalable, lower cost of acquisition, self-serve adoption of the platform by new customers in this sector, which is heavily skewed towards lower ARR SME prospects.



Market Sector Update – Power & Water Utilities

Pointerra continues to make strategic inroads across the global energy utility market, leveraging innovation, partnerships, and thought leadership to deepen its engagement and unlock new revenue opportunities.

A standout achievement this quarter was the delivery of a Minimum Viable Product (MVP) for Entergy, aimed at transforming storm response operations—a high-stakes domain where major US utilities routinely incur US\$8–US\$12 million in daily storm-response costs. Delivered in partnership with Teledyne Optech, the MVP integrated Teledyne’s cutting-edge aerial LiDAR with Pointerra3D’s real-time analytics capabilities. The workflow enabled same-day processing of high-resolution data to facilitate rapid pole damage assessment and vegetation encroachment analysis. The MVP successfully demonstrated Pointerra’s unique value proposition in disaster response and recovery and is expected to transition to an annual subscription in Q1 FY26. The outcome positions Pointerra to play a pivotal role in a critical, fast-response operational category that aligns with the Company’s long-term ARR objectives.

Pointerra also progressed work under the US Department of Energy’s GRACI (Grid Resilience Analysis and Climate Change Impacts) initiative, collaborating with a major investor-owned utility. While program launch delays have shifted the timeline for this US\$2 million project, the effort is expected to materially improve the customer’s undergrounding workflow by accelerating time-to-engineering. This utility-led deployment supports broader grid resilience goals and represents an important step in demonstrating Pointerra3D’s strategic relevance to federal resilience programs. Revenue and cash receipts from this initiative are anticipated in Q1 FY26.

In line with expanding federal interest in critical infrastructure protection, Pointerra joined forces with two leading investor-owned utilities to submit proposals under the DOE’s JARVIS (Joint Assessment of Resilience in Vulnerable Infrastructure) program. Valued at US\$1 million each, the proposals feature Pointerra3D as a cornerstone technology for advancing digital twin adoption and accelerating grid modernization. Awards are expected in early FY26 and, if successful, will further entrench Pointerra’s position at the forefront of grid resilience innovation.

During the Quarter, the Company commenced platform deployment into another large enterprise customer in the US electric utility vegetation contractor sector. These very large contractors are a key part of the energy utility sector’s operations, with vegetation management activities accounting for a substantial component of a utility’s annual O&M costs. Pointerra3D has been proven over time to generate material savings in utility vegetation management expenditure, whilst also delivering greater regulatory transparency and lower operational risk across the sector.



Market Sector Update – Mining, Oil & Gas

Pointerra continued to build momentum in the Mining, Oil & Gas vertical during the Quarter, achieving key milestones in digital twin deployment with Tier 1 customers, expanding engagements across both mining and upstream energy, and strengthening strategic partnerships.

A major milestone this quarter was the commencement of a pilot deployment with a Tier 1 mining customer to deliver a Digital Insights Platform for the management of tailings storage facilities and other major hazards. The pilot focuses on the deployment of a fully functioning digital twin at a flagship site, which will serve as a blueprint for a global, enterprise-wide rollout across the customer's portfolio of mining operations.

Delivered using an agile methodology across numerous sprints, the pilot includes not only platform configuration and enhancement, but also the design and implementation of integration patterns with the customer's enterprise IT infrastructure and operational network. Completion is scheduled for November, with non-technical deliverables including a scaled deployment schedule and enterprise subscription framework. The pilot validates the emerging position of Pointerra3D as a foundational digital twin platform in the resource sector, showcasing its ability to integrate seamlessly with existing enterprise business systems to surface, analyse, and monitor critical operational risks and performance metrics.

Pointerra's partnership with GridVision continues to deliver strong results, particularly in the development and deployment of Utility Digital Twins for mining clients. During the quarter, in addition to repeat annual inspections for existing customers, first-time model creation and analytics services were delivered to three new sites—introducing new logos to Pointerra's mining portfolio. This sub-sector of the mining vertical represents a high-growth opportunity, with utility-focused use cases laying the groundwork for expanded application of Pointerra3D to broader asset management challenges within each organisation.

The Proof of Concept (PoC) with a major upstream Oil & Gas operator reported last Quarter, has progressed substantially and is nearing successful completion. The project focuses on automating inspection workflows using remote sensing data (LiDAR and imagery), replacing manual, labour-intensive processes with data-driven, desktop inspection alternatives. A comprehensive current-state mapping and enhancement prioritization process was completed in partnership with the client, culminating in the development of a future-state roadmap that incorporates automated defect recognition and regulatory compliance workflows. As discussions now turn to transition and implementation, the engagement is serving as a critical proving ground for Pointerra3D's linear asset management capability. Key learnings are already being fed into the product roadmap to support scalable adoption across the sector.



Market Sector Update – AECO (Architecture, Engineering, Construction & Operation)

Pointerra's AECO sector strategy continues to focus on enabling high-value digital twin outcomes for customers engaged in the delivery, operation, and management of critical infrastructure. Building on the momentum of key platform enhancements, including Transport Feature Extraction Analytics and the 3D Model Ingestion Pipeline, Q4 saw further deepening of engagement with existing customers and the expansion of our pipeline in high-growth global markets.

The team is supporting customers aligned with major infrastructure programs in North America and the Middle East, where significant public and private investment is driving demand for scalable digital delivery and asset management solutions. Pointerra3D's ability to rapidly ingest and analyse complex 3D design models, extract transport infrastructure features, and integrate with issue tracking systems is proving critical to firms tasked with delivering projects on compressed timelines and under growing regulatory scrutiny.

Opportunities in the Middle East are increasingly anchored in national-level infrastructure programs, particularly in road and rail, utility, and smart city developments, where Pointerra3D is being positioned as a foundational tool for enabling coordination between government stakeholders, contractors, and operators. Similarly, in North America, platform adoption by multidisciplinary engineering firms is reinforcing Pointerra3D's role in bridging the gap between traditional engineering workflows and data-driven, digital-first delivery models.

During the quarter, Amazon's Yard Mapping Program recommenced following a prolonged hiatus. The scope was redefined to include priority sites targeted for completion, and to re-confirm technical requirements, paving the way for a scaled rollout across Amazon's broader North American yard network throughout 2026 and 2027. Importantly, Amazon has approved Pointerra as a direct supplier within their procurement system, marking a significant milestone in the relationship and establishing a foundation for future programmatic engagements.

Pointerra's focus remains on enabling AECO customers to achieve scalable returns on their digital twin investments by streamlining asset inventory, accelerating progress reporting, and reducing reliance on manual survey methods. Platform enhancements from the previous quarter continue to underpin these outcomes, helping customers reduce time-to-insight and drive productivity improvements at scale.

With a strong pipeline of opportunities and expanding use cases across both design and operations, Pointerra is well positioned to support the evolving needs of the AECO sector as it plays a central role in the global infrastructure build-out underway.



Market Sector Update – Transport (Road, Rail, Ports)

Pointerra continued to strengthen its presence in the global Transport sector during Q4, securing strategic ARR renewals, expanding international engagement, and gaining valuable market insights through high-impact industry events.

The quarter saw the successful renewal of key multi-year agreements with major State Transport Departments across Australia. Each renewal included growth in ARR through increased user licensing, expanded data storage, and broader adoption of Pointerra3D's analytics capabilities. These renewals reinforce the platform's position as an essential operational tool and validate Pointerra's ability to scale alongside customer needs and validates the Company's SaaS model in terms of proven, year-on-year growth.

Across transport customers, Pointerra3D Core provides a Common Data Environment (CDE) critical to enabling smarter decision-making, real-time risk assessment, virtual inspections, and the foundational layers of digital twin implementation. Customers continue to leverage Pointerra's centralised data architecture to streamline workflows and align stakeholder groups around a single source of truth.

The success of Pointerra's engagement with Main Roads Western Australia (MRWA) has now become a cornerstone case study to drive geographic expansion. MRWA's deployment of Pointerra3D and its resulting efficiency metrics are resonating strongly with international transport agencies. This includes several qualified opportunities now being actively pursued in Saudi Arabia, where national transport authorities are seeking to modernize road infrastructure through digital asset inventory and condition assessment workflows.

Pointerra participated in the AASHTO GIS-T Conference, the premier US forum for geospatial leaders in State Departments of Transportation, during the quarter. Attendance provided deep insights into sector-wide challenges related to asset management, data fragmentation, and workflow inefficiencies. Feedback from the conference has validated the Pointerra3D platform's role in solving these pain points through high-performance data storage, simplified workflows, and world-class digital twin capabilities for US DoT's. These insights will directly drive the Company's US transport sector strategy in the coming quarters.



Market Sector Update – Defense & Intelligence

Pointerra continues to deepen its footprint in the defense sector, building on strategic partnerships that signal growing demand for the company's digital twin and geospatial analytics capabilities in mission-critical environments.

In a significant milestone, Pointerra was selected as a subconsultant to Leidos under the GRIDS IV contract. With a total contract ceiling of US\$499 million, GRIDS IV provides a multi-year framework to deliver advanced geospatial intelligence and analytics solutions in support of US Department of Defense (DoD) initiatives. Task orders are expected to commence in July 2025 following administrative transitions and the onboarding of new DoD programs.

Engagement with the US-based Leidos team has not only strengthened Pointerra's positioning within GRIDS IV but also led to valuable introductions to their global colleagues. A strong relationship is now forming with Leidos Australia, aimed at pursuing joint opportunities with the Australian Department of Defense. These efforts are focused on delivering geospatial intelligence outcomes through the GeoPanel, the Australian equivalent to GRIDS IV. The GeoPanel (Geospatial Goods and Services Panel) is a standing offer panel established by the Australian Department of Defense to efficiently procure a broad range of geospatial services and products. This cross-market collaboration underscores Pointerra's growing international relevance and its ability to support allied government initiatives through scalable digital twin solutions.

To further increase its visibility and engagement within defense circles, Pointerra has initiated collaboration with the US Small Business Administration offices operating under the US Army Corps of Engineers. These efforts aim to position Pointerra's US operation for greater participation in upcoming procurement opportunities while establishing direct relationships with defense procurement and program stakeholders. As this engagement matures, Pointerra expects to gain access to exclusive industry forums and procurement briefings, setting the stage for expanded influence and future contract opportunities.



Product Development, R&D & Platform Update

During the quarter the **Product, R&D and Engineering** teams in Australia and the US delivered on the following initiatives:

- ❖ **Enhancements to tree and vegetation encroachment analytics** - In response to feedback from existing customers and new prospects, the tree analytics capabilities are being enhanced to better assess vegetation impacts on infrastructure, such as distribution and transmission lines. Advancements in lidar capture density and penetration are allowing individual trees to be delineated within point clouds, with detailed metrics like trunk diameter potentially being extracted. These improvements are enabling a more granular analysis of tree failures and their effects on infrastructure. Initial updates are being delivered to customers, while further R&D is being conducted to explore the full potential of this approach.
- ❖ **Photogrammetry Cloud Processing** - The ground control point functionality has been further enhanced in line with feedback from customers. Ongoing refinements to the full workflow are being performed as initial trialling customers have now fully transitioned to full subscriptions, delivering a powerful end-to-end suite of cloud-based processing, hosting, and analytics for LiDAR and photogrammetric capture workflows.
- ❖ **Core Platform Infrastructure Enhancements** - A major API integration project is driving several enhancements in the core platform functionality. These include the deployment of time-based data management and visualisation capabilities developed during a successful PoC phase earlier in 2025. Other areas being enhanced include: (1) Document and URL management, linking, and searching, to facilitate the connection of spatial data to live data systems and documents, (2) restructuring of projects to enable more dynamic content manipulation without the need for merging, and (3) API-driven data ingestion from Microsoft cloud storage services such as Azure and SharePoint.
- ❖ **Enhancements in the 3D Tiling Pipeline** - Updates to the 3D model tiling pipeline have been deployed, improving support for AEC/CAD/BIM workflows. Support for attributed 3D BIM models is continuing to be refined. The 3D tiling strategy is being reworked, resulting in the subdivision of large geometries into tiled elements that are now more performant when rendered in the 3D viewer. Work is also underway to build an in-house tiler for the textured mesh (reality model) datasets.
- ❖ **Development of Image-Based AI Capabilities** - Pointerra is actively developing new image-based AI analytics, focusing on structure recognition and defect detection in imagery. This is a natural extension of the company's existing point-cloud analytics capabilities and is especially relevant to the utilities and AEC sectors, where imagery is increasingly collected alongside point cloud data from both aerial and terrestrial capture platforms. Integration with an external vendor that has existing AI capability is also underway.
- ❖ **Ongoing R&D Initiatives** - R&D efforts remain centered on advancing analytics and visualization through the application of neural networks and other machine learning techniques, laying the groundwork for future platform capabilities..



Q4 FY25 Quarterly Cashflow Commentary

❖ **Cash Receipts.** During the quarter ended 30 June 2025, the Company received A\$1.62 million from customers, which contributed to a net cash outflow from operating activities of A\$1.09 million for the quarter, resulting in full-year FY25 operating cash outflows of A\$0.88 million, a material improvement over FY24's A\$3.77 million operating cash outflows. Invoicing and cash collections were again delayed by milestones in material US customer programs, which have pushed into Q1 FY26, with material invoicing milestones and cash collections to occur in Q1 FY26. Cash Receipts of A\$9.67 million for full year FY25 compares favorably to A\$6.77 million cash receipts for full year FY24.

❖ **Cash Outflows (Summary of Expenditure).** During the quarter, payments for *Research and Development* represented salary allocations of Pointerra team members who are focused on R&D activities. Payments for *Product Manufacturing and Operating Costs* represent the portion of Pointerra's AWS cloud platform expenditure allocated to supporting paying customers as well as third party data procurement costs made on behalf of customers.

Payments for Staff Costs represent salaries for administration, sales, and general management activities by Pointerra team members and were in line with expectations. Payments for *Administration and Corporate Costs* represent general costs associated with running the Company, including conference travel and attendance costs, ASX fees, legal fees, adviser fees and premises rent.

Cash Outflows for the quarter were in line with management expectations and reflect ongoing cost management initiatives. Cash balance as of 30 June 2025 was A\$1.87 million. Please refer to the attached *Appendix 4C* for further details on cash flows for the quarter. The aggregate amount of payments to related parties and their associates included in the current quarter cash flows from operating activities were A\$0.15 million comprising Directors fees, salaries, and superannuation.

This announcement has been authorised and approved for release by the Board of Pointerra Limited.



Disclaimer



Summary Information in relation to Pointerra Limited.

This presentation has been prepared by Pointerra Limited. ("Pointerra" or the "Company") based on information available to it as at the date of this presentation. The information in this presentation is provided in summary form and does not contain all information necessary to make an investment decision.

This presentation does not constitute an offer, invitation, solicitation or recommendation with respect to the purchase or sale of any security in Pointerra, nor does it constitute financial product advice or take into account any individual's investment objectives, taxation situation, financial situation or needs. An investor must not act on the basis of any matter contained in this presentation but must make its own assessment of Pointerra and conduct its own investigations. Before making an investment decision, investors should consider the appropriateness of the information having regard to their own objectives, financial situation and needs, and seek legal, taxation and financial advice appropriate to their jurisdiction and circumstances. Pointerra is not licensed to provide financial product advice in respect of its securities or any other financial products. Cooling off rights do not apply to the acquisition of Pointerra securities.

Although reasonable care has been taken to ensure that the facts stated in this presentation are accurate and that the opinions expressed are fair and reasonable, no representation or warranty, express or implied, is made as to the fairness, accuracy, completeness or correctness of the information, opinions and conclusions contained in this presentation. To the maximum extent permitted by law, none of Pointerra, its officers, directors, employees and agents, nor any other person, accepts any responsibility and liability for the content of this presentation including, without limitation, any liability arising from fault or negligence, for any loss arising from the use of or reliance on any of the information contained in this presentation or otherwise arising in connection with it.

The information presented in this presentation is subject to change without notice and Pointerra does not have any responsibility or obligation to inform you of any matter arising or coming to their notice, after the date of this presentation, which may affect any matter referred to in this presentation. The distribution of this presentation may be restricted by law and you should observe any such restrictions.



Forward looking statements

This presentation contains certain forward-looking statements that are based on the Company's management's beliefs, assumptions and expectations and on information currently available to management. Such forward looking statements involve known and unknown risks, uncertainties, and other factors which may cause the actual results or performance of Pointerra to be materially different from the results or performance expressed or implied by such forward looking statements. Such forward looking statements are based on numerous assumptions regarding the Company's present and future business strategies and the political and economic environment in which Pointerra will operate in the future, which are subject to change without notice. Past performance is not necessarily a guide to future performance and no representation or warranty is made as to the likelihood of achievement or reasonableness of any forward-looking statements or other forecast. To the full extent permitted by law, Pointerra and its directors, officers, employees, advisers, agents and intermediaries disclaim any obligation or undertaking to release any updates or revisions to information to reflect any change in any of the information contained in this presentation (including, but not limited to, any assumptions or expectations set out in the presentation).



Appendix 4C

Quarterly cash flow report for entities subject to Listing Rule 4.7B

Name of entity

Pointerra Limited

ABN

39 078 388 155

Quarter ended ("current quarter")

30 June 2025

Consolidated statement of cash flows	Current quarter \$A'000	Year to date (12 months) \$A'000
1. Cash flows from operating activities		
1.1 Receipts from customers	1,617	9,668
1.2 Payments for		
(a) research and development	(522)	(2,521)
(b) product manufacturing and operating costs	(637)	(2,465)
(c) advertising and marketing	(12)	(154)
(d) leased assets	-	-
(e) staff costs	(1,122)	(4,787)
(f) administration and corporate costs	(320)	(1,736)
1.3 Dividends received (see note 3)	-	-
1.4 Interest received	-	3
1.5 Interest and other costs of finance paid	(15)	(67)
1.6 Income taxes paid	-	-
1.7 Government grants and tax incentives	-	1,181
1.8 Other (provide details if material)	-	-
1.9 Net cash from / (used in) operating activities	(1,011)	(878)
2. Cash flows from investing activities		
2.1 Payments to acquire or for:		
(a) entities	-	-
(b) businesses	-	-
(c) property, plant and equipment	(10)	(29)
(d) investments	-	-
(e) intellectual property	(2)	(7)
(f) other non-current assets	-	-

Consolidated statement of cash flows		Current quarter \$A'000	Year to date (12 months) \$A'000
2.2	Proceeds from disposal of:		
	(a) entities	-	-
	(b) businesses	-	-
	(c) property, plant and equipment	-	-
	(d) investments	-	-
	(e) intellectual property	-	-
	(f) other non-current assets	-	-
2.3	Cash flows from loans to other entities	-	-
2.4	Dividends received (see note 3)	-	-
2.5	Other (provide details if material)	-	-
2.6	Net cash from / (used in) investing activities	(12)	(36)

3.	Cash flows from financing activities		
3.1	Proceeds from issues of equity securities (excluding convertible debt securities)	-	-
3.2	Proceeds from issue of convertible debt securities	-	-
3.3	Proceeds from exercise of options	-	1
3.4	Transaction costs related to issues of equity securities or convertible debt securities	-	(13)
3.5	Proceeds from borrowings	-	-
3.6	Repayment of borrowings	-	-
3.7	Transaction costs related to loans and borrowings	-	-
3.8	Dividends paid	-	-
3.9	Other (provide details if material)	-	-
3.10	Net cash from / (used in) financing activities	-	(12)

4.	Net increase / (decrease) in cash and cash equivalents for the period		
4.1	Cash and cash equivalents at beginning of period	2,959	2,720
4.2	Net cash from / (used in) operating activities (item 1.9 above)	(1,011)	(878)
4.3	Net cash from / (used in) investing activities (item 2.6 above)	(12)	(36)

Appendix 4C

Quarterly cash flow report for entities subject to Listing Rule 4.7B

Consolidated statement of cash flows		Current quarter \$A'000	Year to date (12 months) \$A'000
4.4	Net cash from / (used in) financing activities (item 3.10 above)	-	(12)
4.5	Effect of movement in exchange rates on cash held	(68)	74
4.6	Cash and cash equivalents at end of period	1,868	1,868

5.	Reconciliation of cash and cash equivalents at the end of the quarter (as shown in the consolidated statement of cash flows) to the related items in the accounts	Current quarter \$A'000	Previous quarter \$A'000
5.1	Bank balances	1,817	2,908
5.2	Call deposits	51	51
5.3	Bank overdrafts	-	-
5.4	Other (provide details)	-	-
5.5	Cash and cash equivalents at end of quarter (should equal item 4.6 above)	1,868	2,959

6.	Payments to related parties of the entity and their associates	Current quarter \$A'000
6.1	Aggregate amount of payments to related parties and their associates included in item 1	154
6.2	Aggregate amount of payments to related parties and their associates included in item 2	-
<i>Note: if any amounts are shown in items 6.1 or 6.2, your quarterly activity report must include a description of, and an explanation for, such payments.</i>		

7. Financing facilities <i>Note: the term “facility” includes all forms of financing arrangements available to the entity.</i> <i>Add notes as necessary for an understanding of the sources of finance available to the entity.</i>	Total facility amount at quarter end \$A’000	Amount drawn at quarter end \$A’000
7.1 Loan facilities	-	-
7.2 Credit standby arrangements	-	-
7.3 Other (please specify)	-	-
7.4 Total financing facilities	-	-
7.5 Unused financing facilities available at quarter end		-
7.6 Include in the box below a description of each facility above, including the lender, interest rate, maturity date and whether it is secured or unsecured. If any additional financing facilities have been entered into or are proposed to be entered into after quarter end, include a note providing details of those facilities as well.		

8. Estimated cash available for future operating activities	\$A'000
8.1 Net cash from / (used in) operating activities (item 1.9)	(1,011)
8.2 Cash and cash equivalents at quarter end (item 4.6)	1,868
8.3 Unused finance facilities available at quarter end (item 7.5)	-
8.4 Total available funding (item 8.2 + item 8.3)	1,868
8.5 Estimated quarters of funding available (item 8.4 divided by item 8.1)	1.85
<i>Note: if the entity has reported positive net operating cash flows in item 1.9, answer item 8.5 as "N/A". Otherwise, a figure for the estimated quarters of funding available must be included in item 8.5.</i>	
8.6 If item 8.5 is less than 2 quarters, please provide answers to the following questions:	
8.6.1 Does the entity expect that it will continue to have the current level of net operating cash flows for the time being and, if not, why not?	
Answer: No. The Company expects to return to cashflow positive from operating activities (item 1.9) during the coming quarter and during FY26.	
8.6.2 Has the entity taken any steps, or does it propose to take any steps, to raise further cash to fund its operations and, if so, what are those steps and how likely does it believe that they will be successful?	
Answer: No, not required – refer 8.6.1 above.	
8.6.3 Does the entity expect to be able to continue its operations and to meet its business objectives and, if so, on what basis?	
Answer: Yes, through ongoing positive cashflows from operating activities.	
<i>Note: where item 8.5 is less than 2 quarters, all of questions 8.6.1, 8.6.2 and 8.6.3 above must be answered.</i>	

Compliance statement

- 1 This statement has been prepared in accordance with accounting standards and policies which comply with Listing Rule 19.11A.
- 2 This statement gives a true and fair view of the matters disclosed.

Date:31 July 2025.....

Authorised by:By the Board.....
(Name of body or officer authorising release – see note 4)

Notes

1. This quarterly cash flow report and the accompanying activity report provide a basis for informing the market about the entity's activities for the past quarter, how they have been financed and the effect this has had on its cash position. An entity that wishes to disclose additional information over and above the minimum required under the Listing Rules is encouraged to do so.
2. If this quarterly cash flow report has been prepared in accordance with Australian Accounting Standards, the definitions in, and provisions of, *AASB 107: Statement of Cash Flows* apply to this report. If this quarterly cash flow report has been prepared in accordance with other accounting standards agreed by ASX pursuant to Listing Rule 19.11A, the corresponding equivalent standard applies to this report.
3. Dividends received may be classified either as cash flows from operating activities or cash flows from investing activities, depending on the accounting policy of the entity.
4. If this report has been authorised for release to the market by your board of directors, you can insert here: "By the board". If it has been authorised for release to the market by a committee of your board of directors, you can insert here: "By the [name of board committee – e.g. Audit and Risk Committee]". If it has been authorised for release to the market by a disclosure committee, you can insert here: "By the Disclosure Committee".
5. If this report has been authorised for release to the market by your board of directors and you wish to hold yourself out as complying with recommendation 4.2 of the ASX Corporate Governance Council's *Corporate Governance Principles and Recommendations*, the board should have received a declaration from its CEO and CFO that, in their opinion, the financial records of the entity have been properly maintained, that this report complies with the appropriate accounting standards and gives a true and fair view of the cash flows of the entity, and that their opinion has been formed on the basis of a sound system of risk management and internal control which is operating effectively.